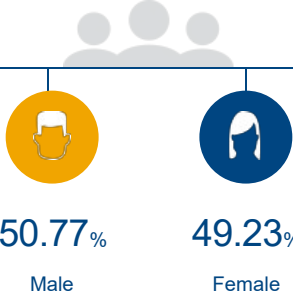


## People

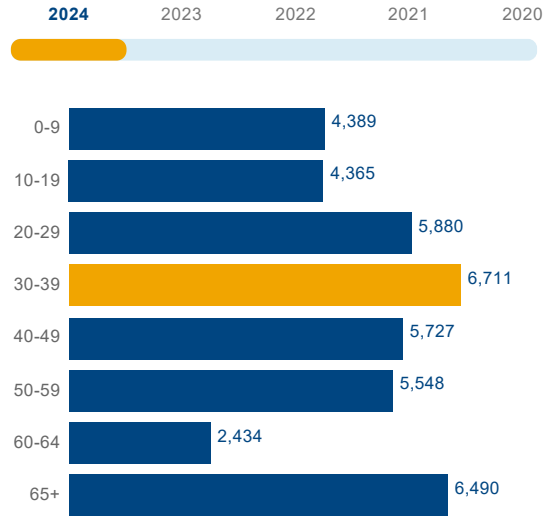
The total population of Marlborough is 41,194. The median age is 38.96

**41,194**

Total Population



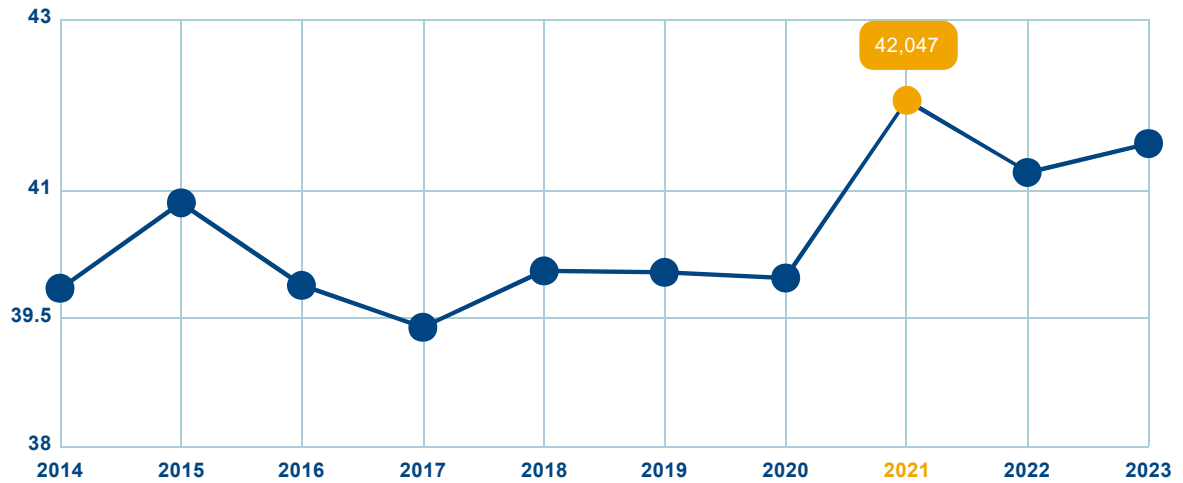
### Age Distribution



### Median Age

**39**

Population Growth (in thousands)



## Educational Attainment



47.5% of the population in Marlborough have an associate's degree or higher. 89.83% have a high school degree or higher.



< Grade 9  
**4.12%**



Grade 9-12  
**6.04%**



High School  
**27.14%**



Some College  
**15.19%**



Assoc Degree  
**6.9%**



Bach Degree  
**23.64%**



Grad Degree  
**16.96%**



offer associate's Degree or Certificate



offer Bachelor's Degree or Higher

# Labor Force



Marlborough has a labor force of 24,478 people, with an unemployment rate of 3.6%.

24,478

Labor Force

3.6%

Unemployment Rate

▼ -0.6%

Unemployment Rate  
Change (1 year)

## Talent

What are the largest job counts by occupation?

Executive,  
Managers, and  
Administrators



15.64%

5,348

Sales



10.8%

3,695

Business and  
Financial  
Operations



8.75%

2,992

Office and  
Administrative  
support



8.67%

2,967

Computer and  
mathematical  
occupations



7.11%

2,431

Total Employees

34,600



The work distribution of total employees in Marlborough is:



24%

Blue Collar



75%

White Collar

Total Establishments

2,574



## Businesses and Jobs

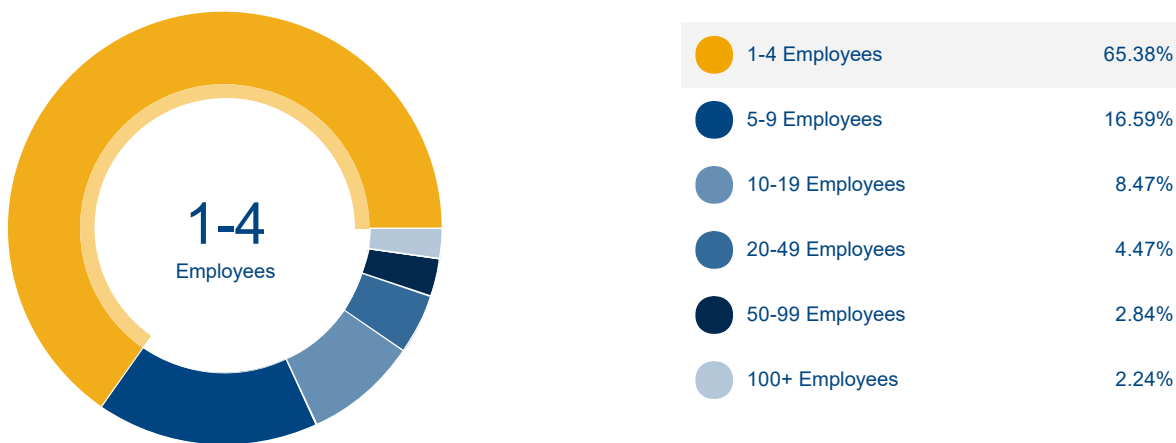


Marlborough has a total of 2,574 businesses. In 2024, the leading industries in Marlborough were Manufacturing, Professional, Scientific, and Technical Services, Health Care and Social Services, and Retail.

What are the top industries by jobs?



How many employees do businesses in Marlborough have?



## Income and Spending



Households in Marlborough earn a median yearly income of \$99,176. 49.69% of the households earn more than the national average each year. Household expenditures average \$83,611 per year. The majority of earnings get spent on Shelter, Transportation, Food and Beverages, Health Care, and Utilities.



**\$99,176**

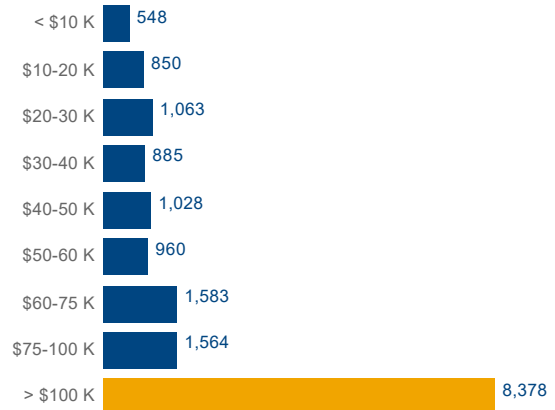
Median Household Income

**22%** less than the county

**2%** less than the state

**25%** more than the nation

### Income Distribution



### How do people spend most of their money? PER HOUSEHOLD



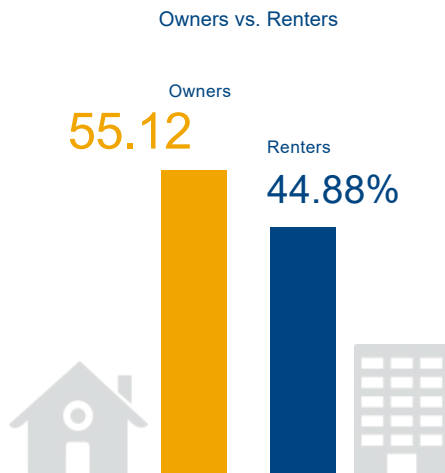
**\$83,611**

Median Household Expenditure

## Housing



There are 10% more households who own their homes than there are renters.



## Transportation



Residents spend an average of 28 minutes commuting to work. Marlborough is served by 27 airports within 50 miles. Rail can be accessed within the community. Interstates can be accessed within the community.



28<sub>min</sub>

Commute Travel Time



1 + 27 (+50 miles)

Airports in Community



Interstate

In Community



Freight Rail

In Community

## Taxes



Top State Corporate Income Tax

8%

Top State Corporate Capital Gains Tax

8%

Top State Personal Income Tax

5.15%

Top State Personal Capital Gains Tax

5.2%

State Sales Tax

6.25%