

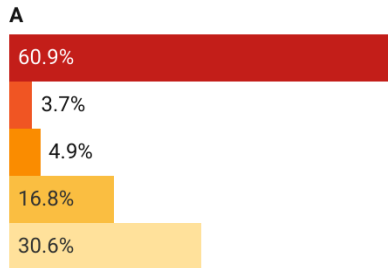
# MARLBOROUGH, MA

Population: 41,398  
Median Household Income: \$95,047  
Per Capita Income: \$46,876

## Socioeconomic

### Race:

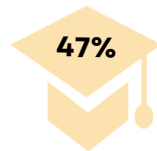
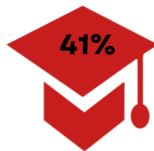
■ White  
■ Black or African American  
■ Asian  
■ Hispanic or Latino origin (of any race)  
■ Other/Multiracial



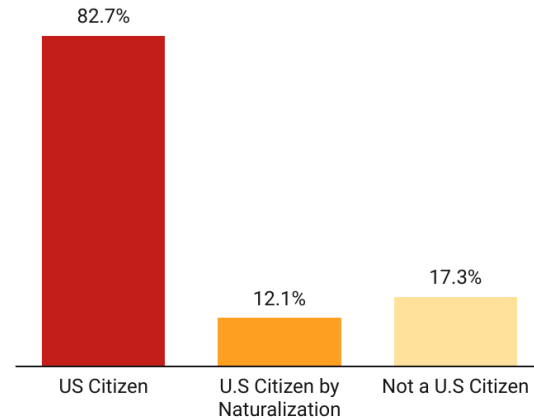
### Marlborough 495/MW MA Population Growth 2013-2023



Residents 25+ with a Bachelor's Degree or Higher



### Citizenship:

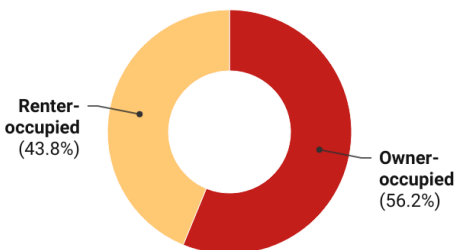


## Housing

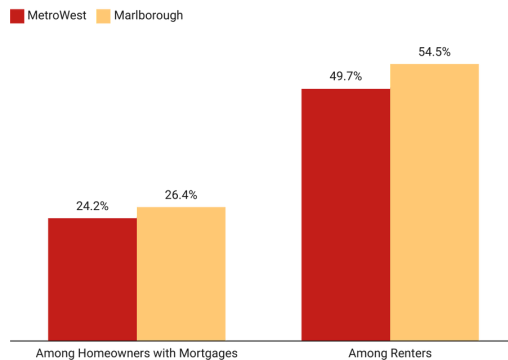
Total Housing Units: 17,370

Vacant Housing Units: 721

### Housing Tenure:



### Cost Burden:



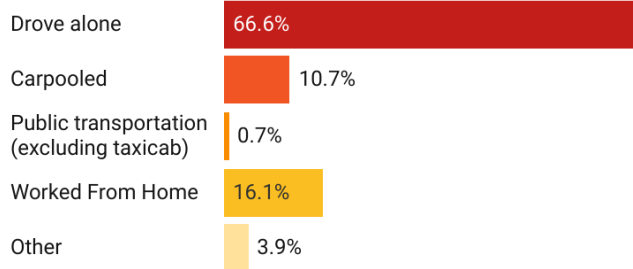
### Year Structure Built:

2000 or later (13%)  
 1980-1999 (27%)  
 1960-1979 (29%)  
 1959 or earlier (31%)

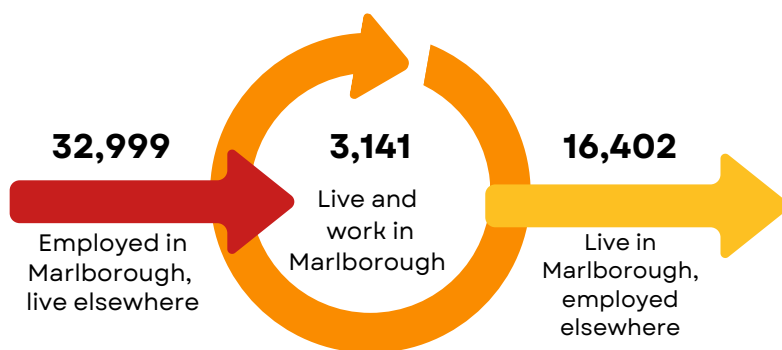


# Commuting

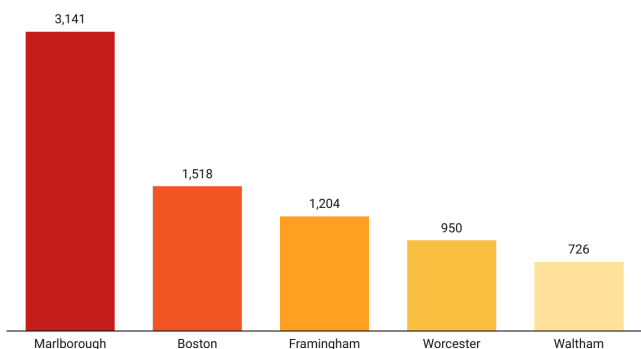
## Getting to Work



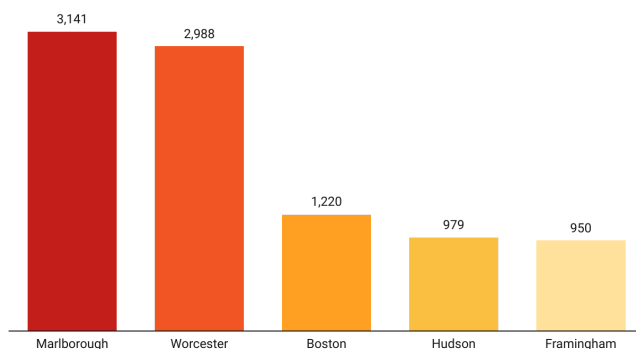
## Inflow/Outflow



## Top Communities Workers Commute To:



## Top Communities Workers Commute From:



# Key Industries

## Top Industries by Average Employment (Q2 - 2024)



**Labor Force:**  
23,557

## 2024 Industry Data

Total Payroll Dollars:  
\$3,753,273,794

Average Weekly Wages:  
\$2,075

Average Monthly Employment:  
34,789

Number of Business Establishments:  
1,742

## Top Industries by Number of Establishments (Q2 - 2024)



Prepared by the 495/MetroWest Partnership

Sources: 2023 American Community Survey 5-Year, 2022 U.S. Census OnTheMap Application