

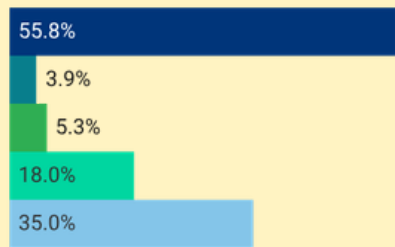
MARLBOROUGH, MA

Population: 41,647
Median Household Income: \$91,968
Per Capita Income: \$46,241

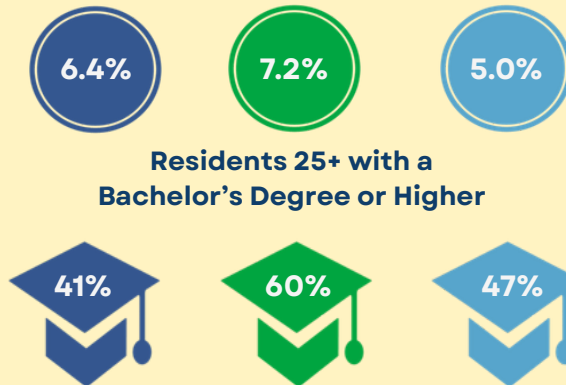
Socioeconomic

Race:

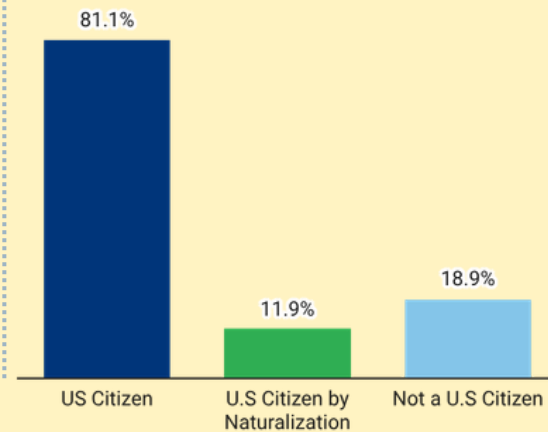
■ White
■ Black or African American
■ Asian
■ Hispanic or Latino origin (of any race)
■ Other/Multiracial



Marlborough 495/MW MA Population Growth 2014-2024



Citizenship:

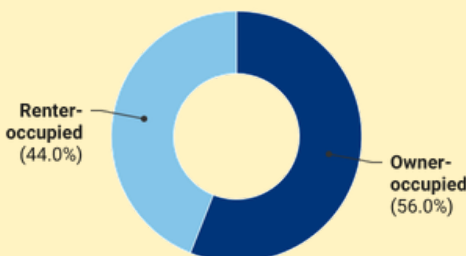


Housing

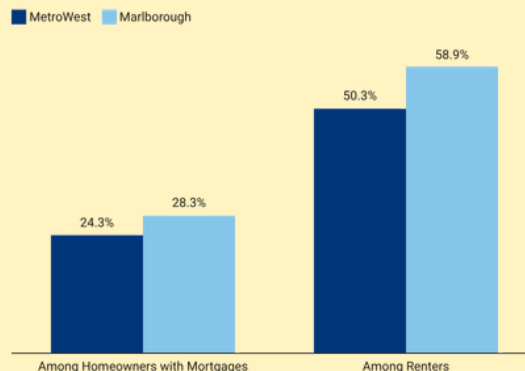
Total Housing Units: 17,247

Vacant Housing Units: 582

Housing Tenure:



Cost Burden:



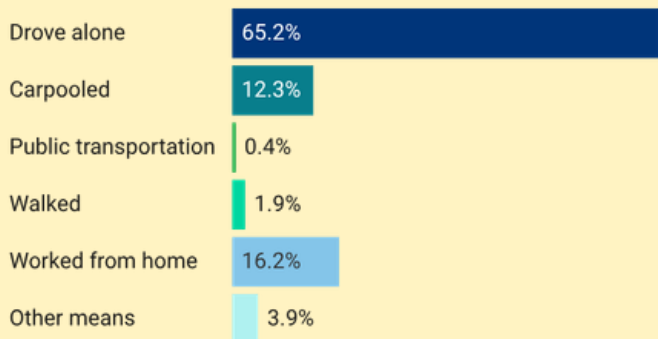
Year Structure Built:

■ 2000 or later (16.0%)
■ 1980-1999 (27.4%)
■ 1960-1979 (26.6%)
■ 1959 or earlier (29.9%)

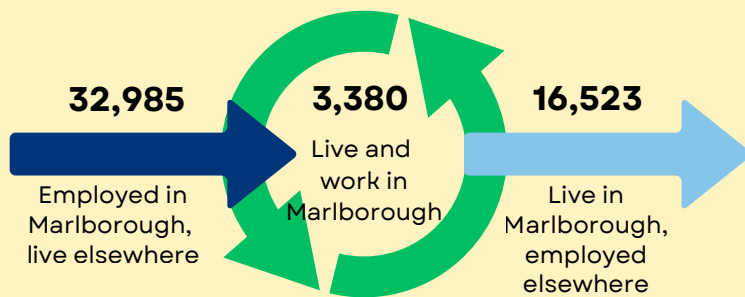


Commuting

Getting to Work



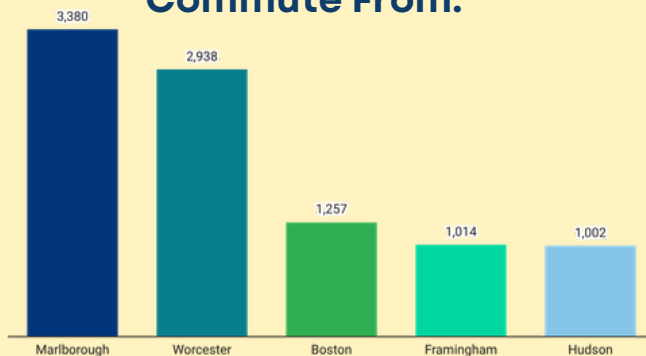
Inflow/Outflow



Top Communities Workers Commute To:



Top Communities Workers Commute From:



Key Industries

Top Industries by Average Employment (Q2 - 2025)



Labor Force:
24,352

2025 Industry Data

Total Payroll Dollars
\$3,986,984,276

Average Weekly Wages:
\$2,198.00

Average Monthly Employment:
34,917

Number of Business Establishments:
1,755

Top Industries by Number of Establishments (Q2 - 2025)



Prepared by the 495/MetroWest Partnership

Sources: 2024 American Community Survey 5-Year, 2023 U.S. Census OnTheMap Application